

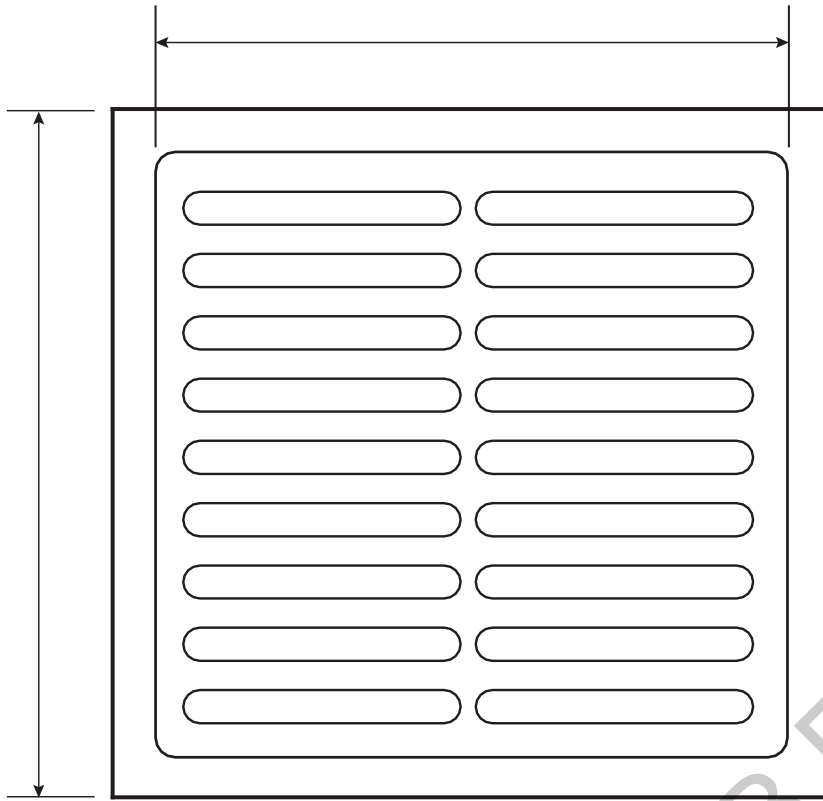


Square Drain Set - Heavy Load - 10"

Product #PL1005

FOR ILLUSTRATIVE PURPOSES ONLY

Email support@abfoundryllc.com for actual dimensions.



Metal Casting Since: 1965

11165 Denton Dr. • Dallas, TX 75229

www.abfoundryllc.com • 972.247.3579

*Heavy Load Class (Traffic), Lid Thickness 3/4"

Weight (~lbs)		
Aluminum – 7.8	Yellow Brass – 24.0	Red Brass – 25.0